













Explore Dulux colour and future proof your home with Weathershield®. Each palette features colours that can be mixed and matched with confidence to create the perfect colour scheme for your home.

BRIGHT SPOT

			
Vivid White™ B12	Natural White B1	Terrace White	Timeless Grey GR23
			
Zenith Heights Quarter A312	High Blue A338	International A374	Go Alpha A301
			
Pompeian Pink A89	Topelo Honey A185	Surf'n'dive A346	Ticking GR20

BOTANICAL LIFE

			
White Duck Quarter A216	Pale Tendril Half A228	Moorland A251	Colorbond® Bushland C13
			
Plantain A220	Tambo Tank A224	Jungle Cloak A227	Classic Calm A299
			
Cinnamon Sand A122	Coyote A113	Water Rock	Colorbond® Woodland Grey C23

NATURAL BEAUTY

			
Antique White U.S.A.® B17	White Exchange Half A3230	Colorbond® Shale Grey C4	Colorbond® Dune C8
			
Vintage Beige	Arava A164	Warm Spice A160	Harold A191
			
Malay Grey GR11	Teahouse GR23	Domino GR10	Rainmaker A371

Dulux Weathershield® offers the broadest range of exterior durable colour with high performance pigments delivering exceptional clarity.

Order A4 samples online at dulux.com.au or buy a Sample Pot and test your favourite colours at home to get the most accurate example of the final result.

Weathershield
Protection from all Australian weather conditions

Future proof your home with Dulux Weathershield®

We know how important a good first impression is. The outside of your home can help add value and of course protect from harsh weather conditions. Your home deserves the best. Tested for over 40 years in Australian conditions, Dulux Weathershield® will protect your home for as long as you live there.*

For more on Dulux Weathershield® and updating the outside of your home with the latest colour, visit dulux.com.au



Dulux

Worth doing, worth Dulux.

dulux.com.au
13 25 25

Dulux Australia, 1956 Dandenong Road,
Clayton, Victoria 3168 Australia

Dulux would like to thank thefamilylovetree.com.au, fentonandfenton.com.au, houseoforange.com.au and marimekko.com.au

*Refer to product label for full conditions. This guarantee does not limit and may not necessarily exceed your rights under the Competition and Consumer Act 2010.


**Chromamax bases are not self priming.

Colours shown are as close as possible to actual paint colours. Please note, due to limitations of the printing process, photographic and printed images may not represent the true colour. Always confirm your colour choice with Dulux Colour Chips or Sample Pots.

Dulux, Weathershield, Worth doing, worth Dulux, Aquanamel, Vivid White and the Sheepdog Device are registered trademarks of DuluxGroup (Australia) Pty Ltd.

Colorbond and the Colorbond colours are registered trademarks of BlueScope Steel Limited.

DUL-EXT 11/16



Dulux

Worth doing, worth Dulux.

popular

outside schemes

BOTANICAL LIFE
GLOBALLY INSPIRED HUES

**NATURAL
BEAUTY**

Colour palettes
inspired by nature

**bright
spot**
EXPRESS
YOUR STYLE
WITH BOLD
COLOUR



BRIGHT SPOT

Use bold hits of colour in architectural details such as the front door, pot plants and letterboxes to express your personal style. The popularity of mid century architecture inspires us to experiment with colour on exteriors for a modern take on architectural colour palettes.



DULUX WEATHERSHIELD® SCHEMES TO TRY




BOTANICAL LIFE

Outdoor living has become an Australian way of life and botanical features play a greater role in our wellbeing as well as our decor. This welcoming lush look is globally inspired with spicy colour accents, bohemian styling and tropical flare.

Visit dulux.com.au for more outside colour inspiration



DULUX WEATHERSHIELD® SCHEMES TO TRY




NATURAL BEAUTY

Inspired by our need for a more tactile environment, colours are drawn from nature and focus on neutrals, warm greys and charcoals. The look is relaxed and features materials such as brick, timber, stone and other tactile elements.



DULUX WEATHERSHIELD® SCHEMES TO TRY



Simple steps to future proofing your home

1

Select your main colour and accent colours to suit. Use colour chips, A4 samples and sample pots to make sure your final selection is perfect for you.

2

Choose your Weathershield® paint. You will need to use an undercoat for metal surfaces or when using the Dulux ChromaMax™ colours.

3

Purchase the correct amount of paint according to the size of your job. Weathershield® is available in a range of can sizes.

4

It's time to future proof – be sure to read the label carefully for paint tips and clean up directions. Then enjoy Dulux Weathershield® high performance colour and long lasting finish on your home for years to come.